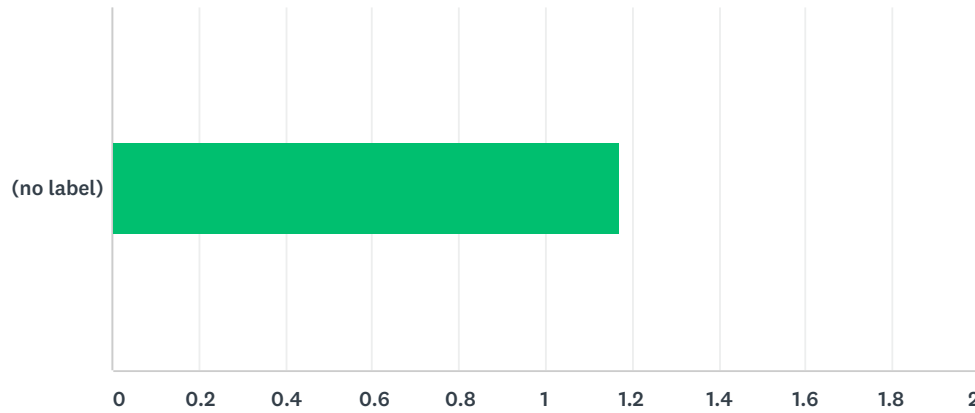


# Q1 The standards in this strand are developmentally appropriate.

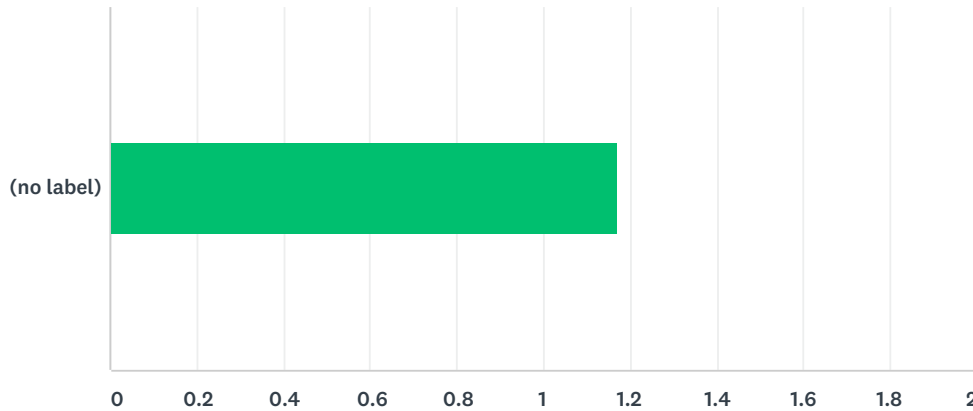
Answered: 12 Skipped: 0



|            | 1. STANDARDS ARE ACCEPTABLE AS IS. OVERALL THE STANDARDS ARE LISTED AT THE APPROPRIATE GRADE LEVEL. | 2. STANDARDS ARE ACCEPTABLE, EDITS WOULD IMPROVE, BUT ARE NOT MANDATORY. VERY FEW (MINOR) ISSUES. | 3. STANDARDS ARE ACCEPTABLE AFTER THEY ARE REVISED AS SUGGESTED IMMEDIATELY BELOW. | 4. STANDARDS REQUIRE COMPLETE REWRITE. MAJORITY OF STANDARDS ARE AT INAPPROPRIATE GRADE LEVELS. | TOTAL | WEIGHTED AVERAGE |
|------------|---|---|--|---|-------|------------------|
| (no label) | 83.33%<br>10  | 16.67%<br>2   | 0.00%<br>0   | 0.00%<br>0  | 12    | 1.17             |

## Q2 The standards in this strand follow a coherent path through and across all grade levels.

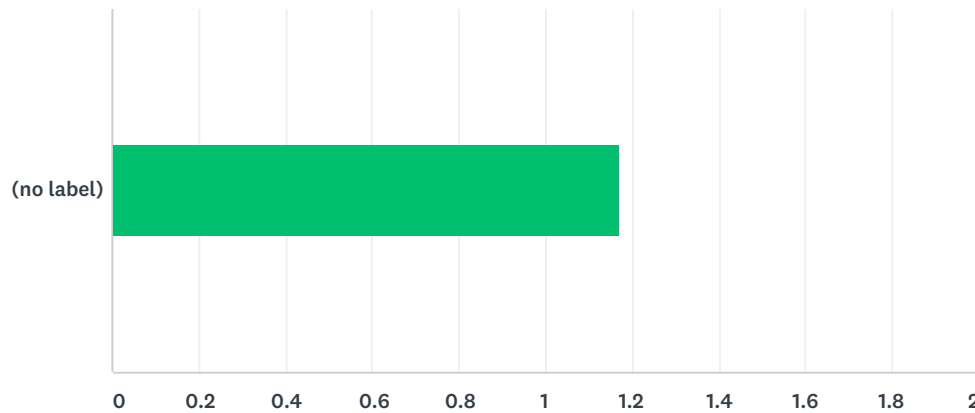
Answered: 12 Skipped: 0



|            | 1. STANDARDS ARE ACCEPTABLE AS IS. OVERALL THE STANDARDS ARE LISTED AT THE APPROPRIATE GRADE LEVEL. | 2. STANDARDS ARE ACCEPTABLE, EDITS WOULD IMPROVE, BUT ARE NOT MANDATORY. VERY FEW (MINOR) ISSUES. | 3. STANDARDS ARE ACCEPTABLE AFTER THEY ARE REVISED AS SUGGESTED IMMEDIATELY BELOW. | 4. STANDARDS REQUIRE COMPLETE REWRITE. MAJORITY OF STANDARDS ARE AT INAPPROPRIATE GRADE LEVELS. | TOTAL | WEIGHTED AVERAGE |
|------------|---|---|--|---|-------|------------------|
| (no label) | 83.33%<br>10  | 16.67%<br>2   | 0.00%<br>0   | 0.00%<br>0  | 12    | 1.17             |

### Q3 The standards set a rigorous path of high expectations for students at each grade level.

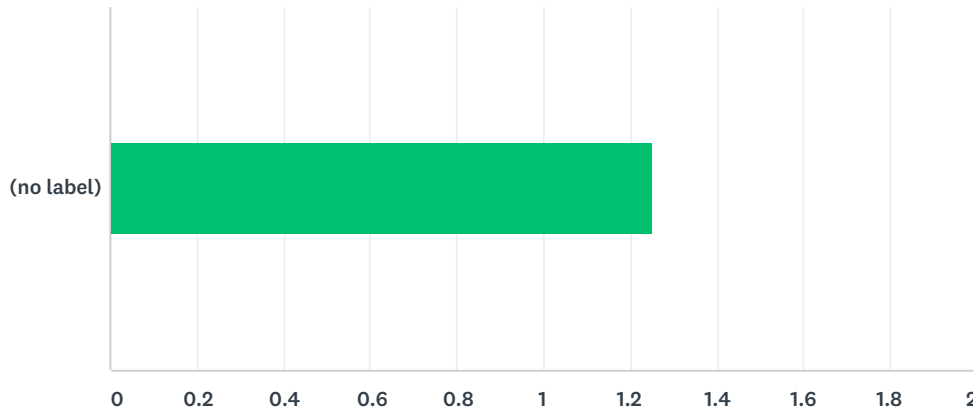
Answered: 12 Skipped: 0



|            | 1. STANDARDS ARE ACCEPTABLE AS IS. OVERALL THE STANDARDS ARE LISTED AT THE APPROPRIATE GRADE LEVEL. | 2. STANDARDS ARE ACCEPTABLE, EDITS WOULD IMPROVE, BUT ARE NOT MANDATORY. VERY FEW (MINOR) ISSUES. | 3. STANDARDS ARE ACCEPTABLE AFTER THEY ARE REVISED AS SUGGESTED IMMEDIATELY BELOW. | 4. STANDARDS REQUIRE COMPLETE REWRITE. MAJORITY OF STANDARDS ARE AT INAPPROPRIATE GRADE LEVELS. | TOTAL | WEIGHTED AVERAGE |
|------------|---|---|--|---|-------|------------------|
| (no label) | 83.33%<br>10  | 16.67%<br>2   | 0.00%<br>0   | 0.00%<br>0  | 12    | 1.17             |

### Q4 The majority of the standards in this strand can be assessed in the classroom and/or on a state assessment.

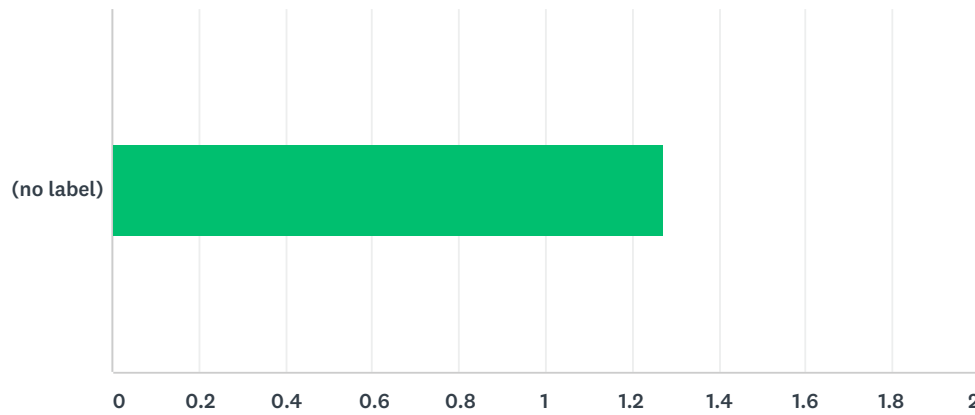
Answered: 12 Skipped: 0



|            | 1. STANDARDS ARE ACCEPTABLE AS IS. OVERALL THE STANDARDS ARE LISTED AT THE APPROPRIATE GRADE LEVEL. | 2. STANDARDS ARE ACCEPTABLE, EDITS WOULD IMPROVE, BUT ARE NOT MANDATORY. VERY FEW (MINOR) ISSUES. | 3. STANDARDS ARE ACCEPTABLE AFTER THEY ARE REVISED AS SUGGESTED IMMEDIATELY BELOW. | 4. STANDARDS REQUIRE COMPLETE REWRITE. MAJORITY OF STANDARDS ARE AT INAPPROPRIATE GRADE LEVELS. | TOTAL | WEIGHTED AVERAGE |
|------------|---|---|--|---|-------|------------------|
| (no label) | 75.00%<br>9   | 25.00%<br>3   | 0.00%<br>0   | 0.00%<br>0  | 12    | 1.25             |

### Q5 The standards in this strand are understandable to educators and explainable to parents and other stakeholders.

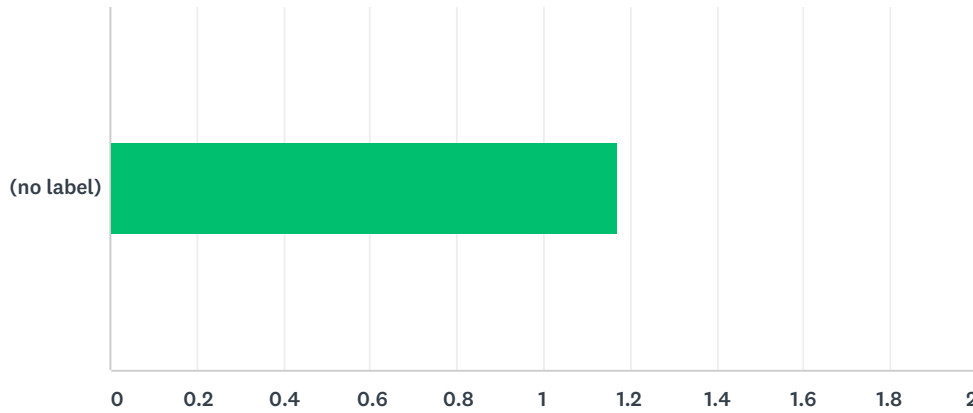
Answered: 11 Skipped: 1



|            | 1. STANDARDS ARE ACCEPTABLE AS IS. OVERALL THE STANDARDS ARE LISTED AT THE APPROPRIATE GRADE LEVEL. | 2. STANDARDS ARE ACCEPTABLE, EDITS WOULD IMPROVE, BUT ARE NOT MANDATORY. VERY FEW (MINOR) ISSUES. | 3. STANDARDS ARE ACCEPTABLE AFTER THEY ARE REVISED AS SUGGESTED IMMEDIATELY BELOW. | 4. STANDARDS REQUIRE COMPLETE REWRITE. MAJORITY OF STANDARDS ARE AT INAPPROPRIATE GRADE LEVELS. | TOTAL | WEIGHTED AVERAGE |
|------------|---|---|--|---|-------|------------------|
| (no label) | 72.73%<br>8   | 27.27%<br>3   | 0.00%<br>0   | 0.00%<br>0  | 11    | 1.27             |

Q6 The standards in this strand represent the necessary content for a student to reach college and/or career readiness upon graduation.

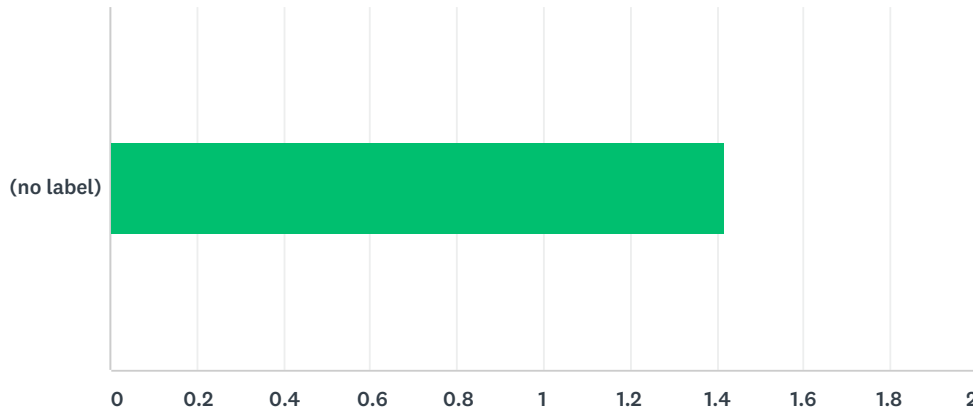
Answered: 12 Skipped: 0



|            | 1. STANDARDS ARE ACCEPTABLE AS IS. OVERALL THE STANDARDS ARE LISTED AT THE APPROPRIATE GRADE LEVEL. | 2. STANDARDS ARE ACCEPTABLE, EDITS WOULD IMPROVE, BUT ARE NOT MANDATORY. VERY FEW (MINOR) ISSUES. | 3. STANDARDS ARE ACCEPTABLE AFTER THEY ARE REVISED AS SUGGESTED IMMEDIATELY BELOW. | 4. STANDARDS REQUIRE COMPLETE REWRITE. MAJORITY OF STANDARDS ARE AT INAPPROPRIATE GRADE LEVELS. | TOTAL | WEIGHTED AVERAGE |
|------------|---|---|--|---|-------|------------------|
| (no label) | 83.33%<br>10  | 16.67%<br>2   | 0.00%<br>0   | 0.00%<br>0  | 12    | 1.17             |

### Q7 The standards in this strand are accurate and encompass the breadth of the content.

Answered: 12 Skipped: 0



|            | 1. STANDARDS ARE ACCEPTABLE AS IS. OVERALL THE STANDARDS ARE LISTED AT THE APPROPRIATE GRADE LEVEL. | 2. STANDARDS ARE ACCEPTABLE, EDITS WOULD IMPROVE, BUT ARE NOT MANDATORY. VERY FEW (MINOR) ISSUES. | 3. STANDARDS ARE ACCEPTABLE AFTER THEY ARE REVISED AS SUGGESTED IMMEDIATELY BELOW. | 4. STANDARDS REQUIRE COMPLETE REWRITE. MAJORITY OF STANDARDS ARE AT INAPPROPRIATE GRADE LEVELS. | TOTAL | WEIGHTED AVERAGE |
|------------|---|---|--|---|-------|------------------|
| (no label) | 75.00%<br>9   | 16.67%<br>2   | 0.00%<br>0   | 8.33%<br>1  | 12    | 1.42             |

## Q8 Overall comments regarding the proposed standards for Music Ensembles (Connect)

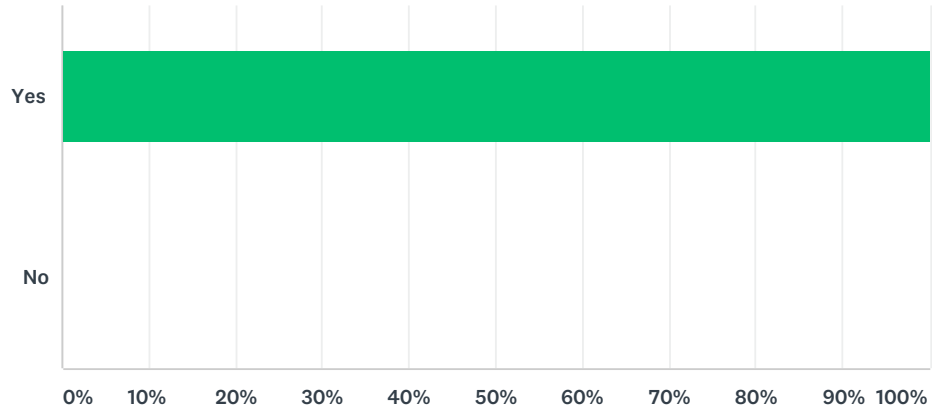
Answered: 4 Skipped: 8

| # | RESPONSES  | DATE              |
|---|--|-------------------|
| 1 | These were clear and correlated with General Music Connecting strands.   | 1/31/2019 4:39 PM |
| 2 | *I like how these standards are embedded into the other three areas since that illustrates how music connects self and others.   | 1/31/2019 4:34 PM |
| 3 | The connect strand for this strand would depend somewhat on the demographics of the school district for the standard to be developed and used.   | 1/25/2019 6:07 PM |
| 4 | I feel like I'm not being very helpful, but I like the old GLEs. They lay out the skills that are needed for each grade and show the growth process expected as they move along. I also like the levels for proficient and advanced for ensembles. I teach in a small school and never have consistent groups year to year because of scheduling. There are years that I am able to move a group to Advanced, but many years I stay in the Proficient level. I do use the National Core Arts Standards as well. I like the format of the website and how you are able to print things out by grade level or groups in Jr High and High School. I do think that our old GLEs are clearer and not so broad. While standards are laid out for each grade, they also leave you the freedom to choose materials that are appropriate for your students and your school culture. | 12/7/2018 5:47 PM |



### Q9 Do you work or reside in Missouri?

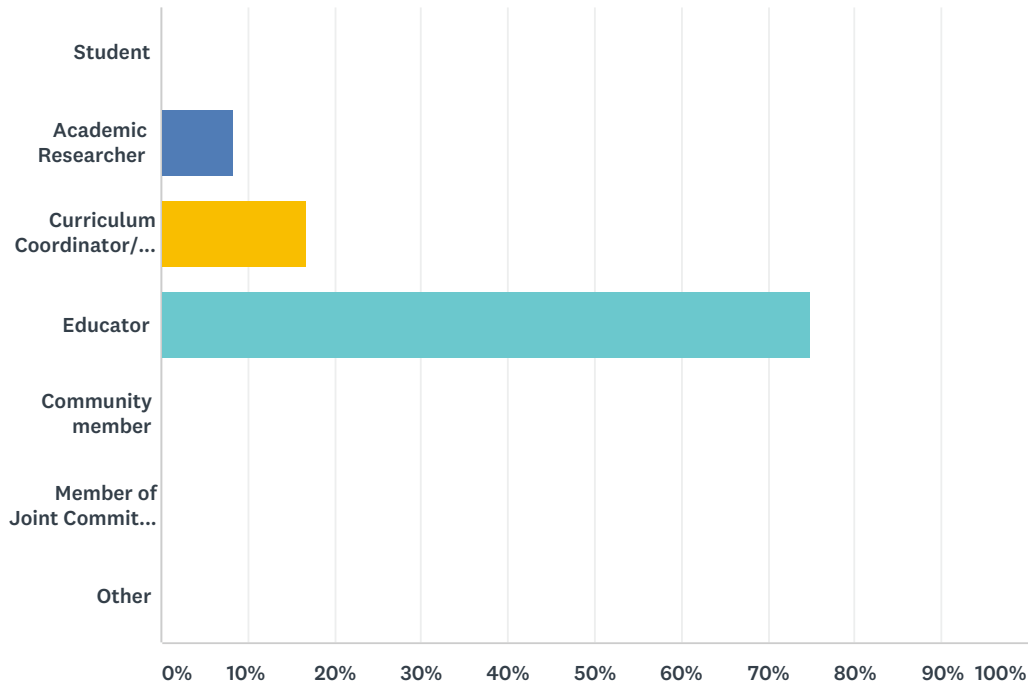
Answered: 12 Skipped: 0



| ANSWER CHOICES | RESPONSES |    |
|----------------|-----------|----|
| Yes            | 100.00%   | 12 |
| No             | 0.00%     | 0  |
| TOTAL          |           | 12 |

## Q10 How might you define your relationship to Missouri schools?

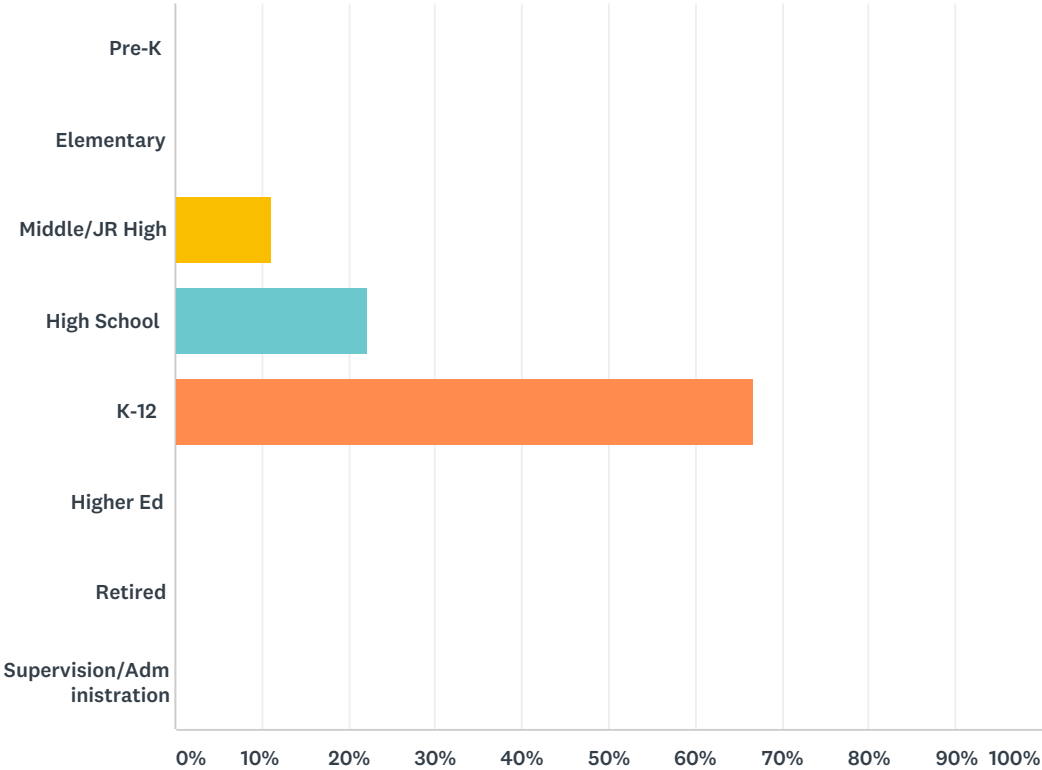
Answered: 12 Skipped: 0



| ANSWER CHOICES                         | RESPONSES |           |
|--|-----------|-----------|
| Student                                | 0.00%     | 0         |
| Academic Researcher                    | 8.33%     | 1         |
| Curriculum Coordinator/Specialist      | 16.67%    | 2         |
| Educator                               | 75.00%    | 9         |
| Community member                       | 0.00%     | 0         |
| Member of Joint Committee on Education | 0.00%     | 0         |
| Other                                  | 0.00%     | 0         |
| <b>TOTAL</b>                           |           | <b>12</b> |

# Q11 At what level of education are you associated?

Answered: 9 Skipped: 3

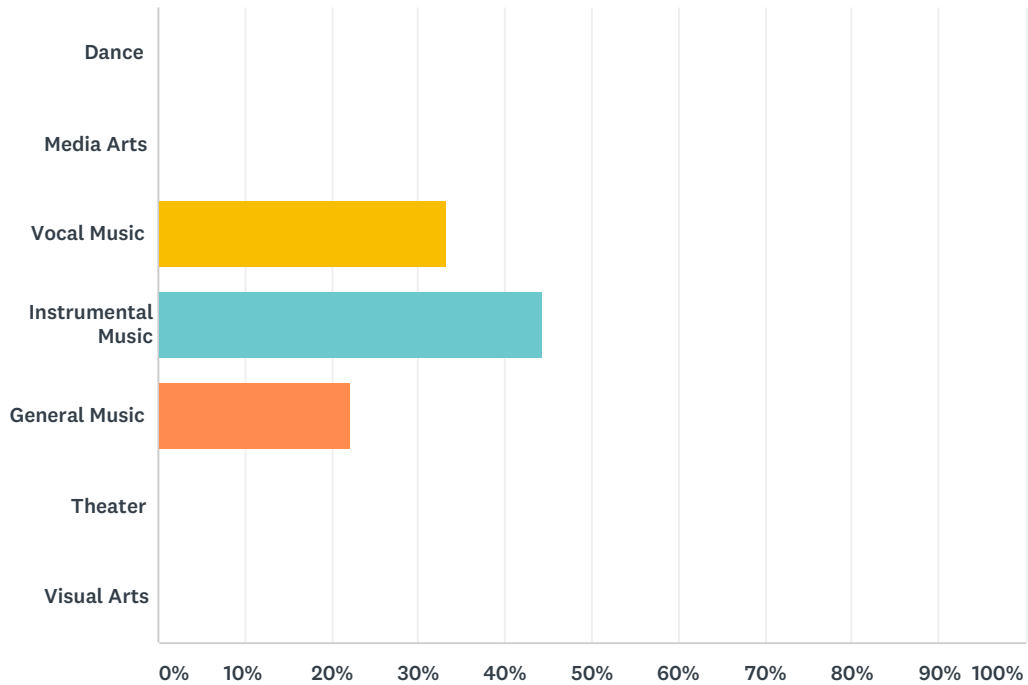


| ANSWER CHOICES             | RESPONSES |          |
|----------------------------|-----------|----------|
| Pre-K                      | 0.00%     | 0        |
| Elementary                 | 0.00%     | 0        |
| Middle/JR High             | 11.11%    | 1        |
| High School                | 22.22%    | 2        |
| K-12                       | 66.67%    | 6        |
| Higher Ed                  | 0.00%     | 0        |
| Retired                    | 0.00%     | 0        |
| Supervision/Administration | 0.00%     | 0        |
| <b>TOTAL</b>               |           | <b>9</b> |

| # | OTHER (PLEASE SPECIFY)  | DATE |
|---|-------------------------|------|
|   | There are no responses. |      |

## Q12 With what content area do you work?

Answered: 9 Skipped: 3



| ANSWER CHOICES     | RESPONSES |
|--------------------|-----------|
| Dance              | 0.00% 0   |
| Media Arts         | 0.00% 0   |
| Vocal Music        | 33.33% 3  |
| Instrumental Music | 44.44% 4  |
| General Music      | 22.22% 2  |
| Theater            | 0.00% 0   |
| Visual Arts        | 0.00% 0   |
| <b>TOTAL</b>       | <b>9</b>  |

| # | OTHER (PLEASE SPECIFY)       | DATE               |
|---|------------------------------|--------------------|
| 1 | vocal music                  | 1/25/2019 6:08 PM  |
| 2 | also 5-12 instrumental music | 12/25/2018 2:06 PM |
| 3 | General                      | 12/7/2018 5:48 PM  |

## Q13 What is your work or residential zip code?

Answered: 11 Skipped: 1

| #  | RESPONSES | DATE                |
|----|-----------|---------------------|
| 1  | 63501     | 1/31/2019 4:40 PM   |
| 2  | 63304     | 1/31/2019 4:34 PM   |
| 3  | 63017     | 1/28/2019 5:32 PM   |
| 4  | 63932     | 1/25/2019 6:08 PM   |
| 5  | 64068     | 1/8/2019 10:13 AM   |
| 6  | 63084     | 1/3/2019 9:36 AM    |
| 7  | 63301     | 1/2/2019 8:32 AM    |
| 8  | 65024     | 12/25/2018 2:06 PM  |
| 9  | 63764     | 12/24/2018 12:24 PM |
| 10 | 65284     | 12/17/2018 8:30 AM  |
| 11 | 65452     | 12/7/2018 5:48 PM   |

## Q14 Which Missouri department of higher education institute do you represent?

Answered: 1 Skipped: 11

| # | RESPONSES                 | DATE              |
|---|---------------------------|-------------------|
| 1 | Missouri State University | 1/31/2019 7:35 PM |

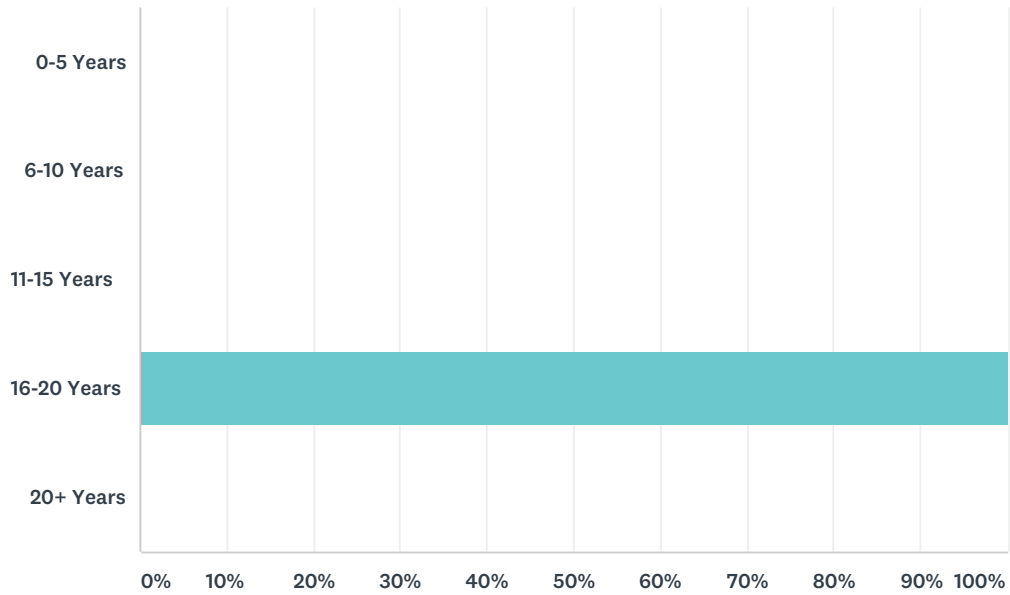
## Q15 What is your current role at this institution?

Answered: 1 Skipped: 11

| # | RESPONSES                              | DATE              |
|---|--|-------------------|
| 1 | Associate Professor of Music Education | 1/31/2019 7:35 PM |

## Q16 How long have you worked in higher education?

Answered: 1 Skipped: 11



| ANSWER CHOICES | RESPONSES |
|----------------|-----------|
| 0-5 Years      | 0.00% 0   |
| 6-10 Years     | 0.00% 0   |
| 11-15 Years    | 0.00% 0   |
| 16-20 Years    | 100.00% 1 |
| 20+ Years      | 0.00% 0   |
| <b>TOTAL</b>   | <b>1</b>  |



## Q17 List any current course(s) you teach:

Answered: 0 Skipped: 12

| # | RESPONSES               | DATE |
|---|-------------------------|------|
|   | There are no responses. |      |

## Q18 Name:

Answered: 0 Skipped: 12

| # | RESPONSES               | DATE |
|---|-------------------------|------|
|   | There are no responses. |      |