

MISSOURI STATE BOARD OF EDUCATION AGENDA ITEM: June 2019**THE KANSAS CITY TEACHER RESIDENCY UPDATE****STATUTORY AUTHORITY:**

Section 161.092, 161.097,
and 161.009, RSMo

Consent Action Report
Item Item Item

STRATEGIC PRIORITY

Teachers and Leaders – Prepare, develop and support educators to ensure an effective teacher in every classroom and an effective leader in every school.

SUMMARY

Three years ago, the Kansas City Teacher Residency (KCTR) in Kansas City, Missouri, submitted a proposal to offer five programs for teacher certification: Early Childhood (Birth-Grade 3); Elementary (Grades 1-6); and Middle School Education (Grades 5-9) in English Language Arts, Mathematics, and Science. Their proposal included:

- plans to meet and/or exceed the six Missouri Standards for Professional Educators (MoSPE);
- alignment of assessments to the Annual Performance Report for Educator Preparation Programs (APR-EPP);
- identification of the areas of certification in which they are seeking approval;
- alignment of coursework and/or experiences to prepare educators in the certification areas; and
- a timeline for the approval by the board, steps to recruit students, and the anticipated date of their first program completers.

Members of the State Board of Education requested that KCTR return with an update. KCTR will present data on the three cohorts of candidates they have had since its initial approval three years ago. In addition, a representative from Kansas City Public Schools (KCPS) will offer comments on the impact of KCTR candidates in KCPS classrooms.

PRESENTERS

Paul Katnik, Assistant Commissioner; Suzanne Hull, Coordinator, Educator Preparation, Office of Educator Quality; Charles King, Executive Director, Kansas City Teacher Residency; Elizabeth McMillan, Director of Accountability and Operations, Kansas City Teacher Residency; and Monica Landess, Manager of Talent Acquisition and Evaluations, Kansas City Public Schools, will assist with the presentation and discussion of this agenda item.

Kansas City Teacher Residency, Missouri State Board of Education Update

June 11, 2019



Kansas City Teacher Residency-Cohort Three-2018-2019



Cohort One-2016-2017



Cohort Two-2017-2018



Program FAQs

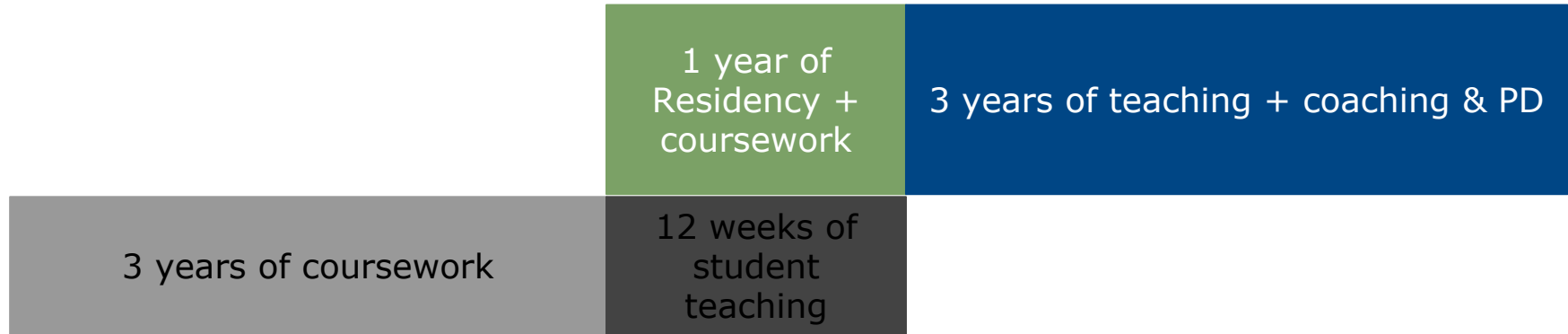
- ❑ **Year founded:** 2015
- ❑ **Certification areas:** ECE (B-3), Elementary, Middle School Language Arts, Middle School Math, Middle School Science
- ❑ **Schools & District Impacted:** 37 Kansas City Missouri Public Schools (District and Charter)
- ❑ **IHE Partner:** University of Missouri, Kansas City
- ❑ **Number of Staff Members:** 15
- ❑ **Number of Graduates:** 63
- ❑ **Funding Support:**
 - ❑ K-12 Partnership Fees
 - ❑ M.Ed. Tuition Share with UMKC
 - ❑ AmeriCorps
 - ❑ Ewing Marion Kauffman Foundation
 - ❑ Walton Family Foundation
 - ❑ Hall Family Foundation
 - ❑ Sherman Family Foundation



KANSAS CITY
**TEACHER
RESIDENCY**

Residency vs. 4-Year Undergraduate Program

Kansas City Teacher Residency Program

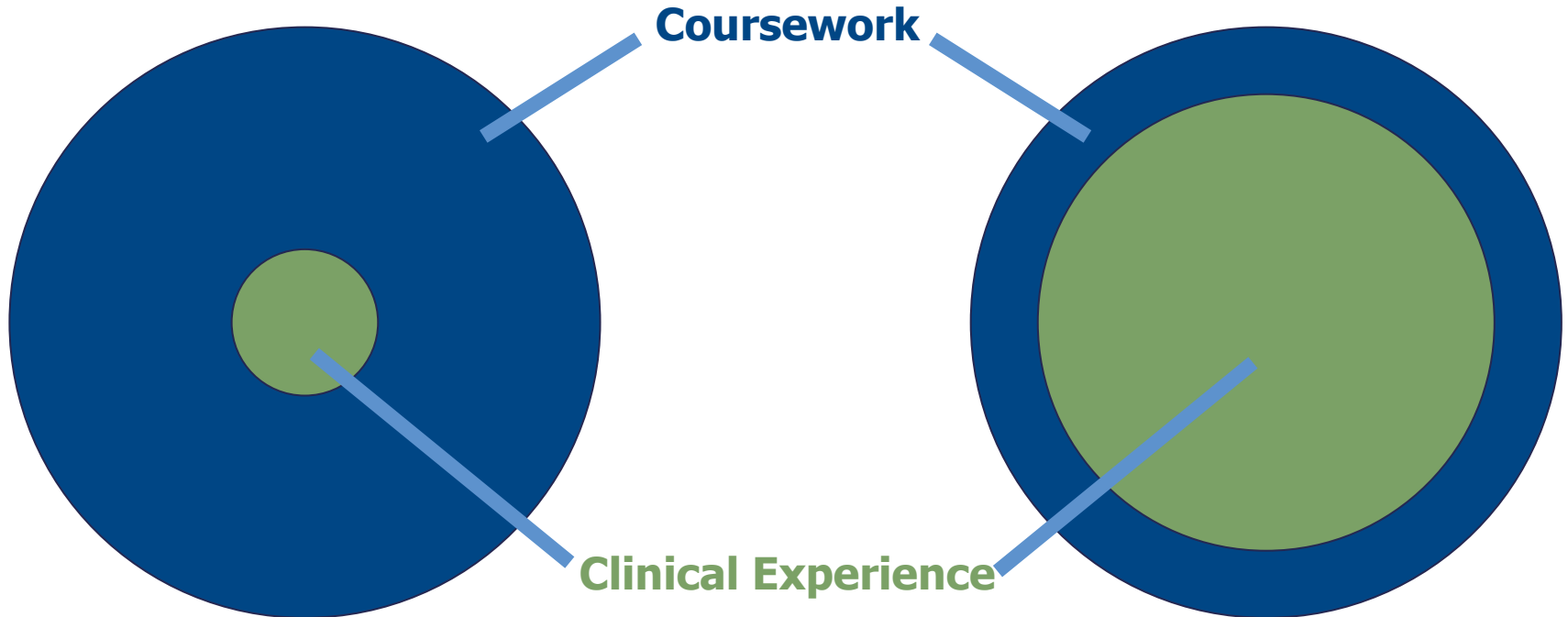


Traditional Programs

Other Models

v

Residency Model

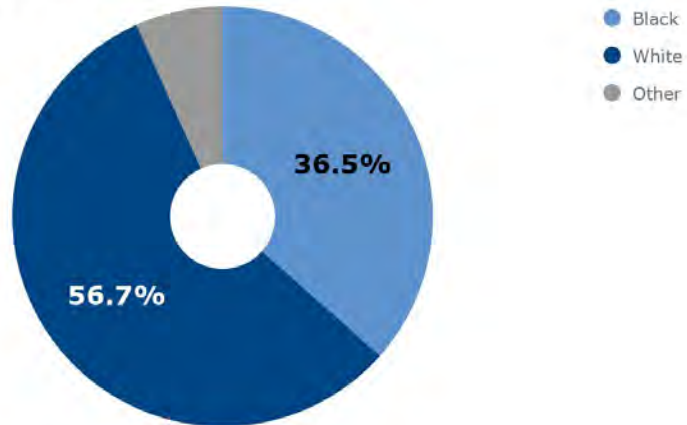


Certification Areas

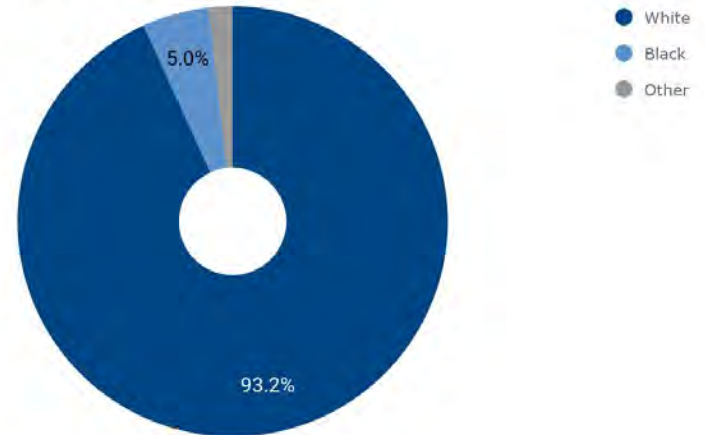
Certification Area	Fully Certified in Years 1 & 2	Recommended in Year 3	Rank of State Need
Early Childhood Education (B-3)	11	10	#4
Elementary Education (1-6)	25	24	#1
Language Arts (5-9)	10	4	#7
Mathematics (5-9)	5	1	#6
General Science (5-9)	7	1	#5

Teacher Demographics by Race

KCTR Teachers

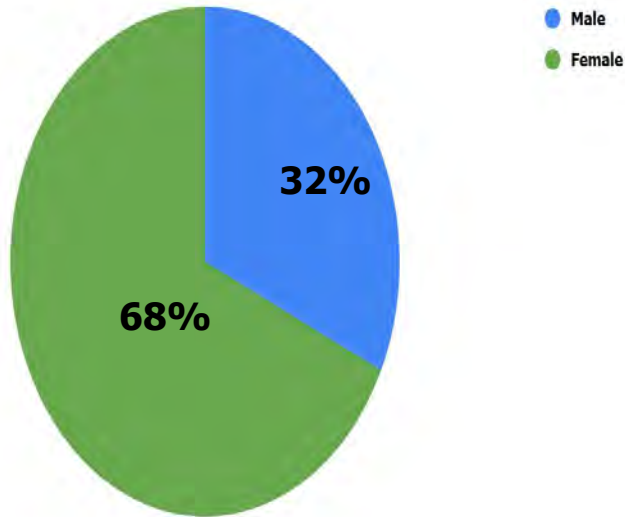


Teachers in Missouri

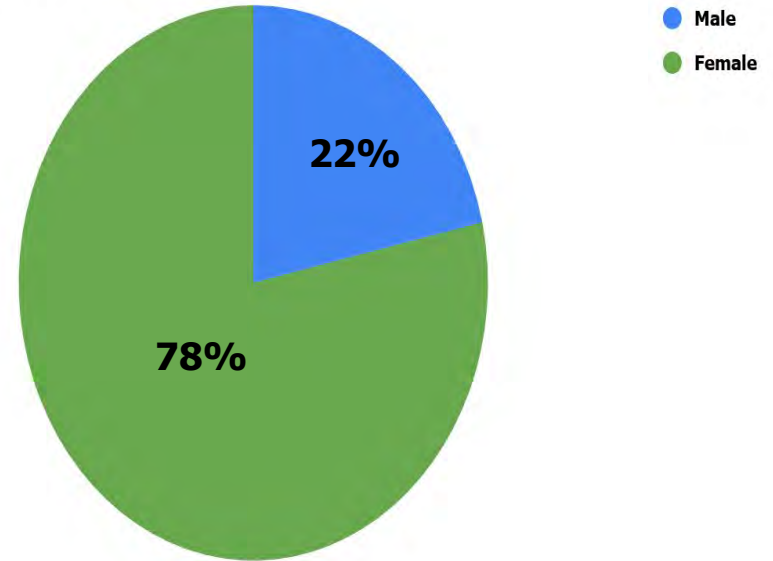


Teacher Demographics by Gender

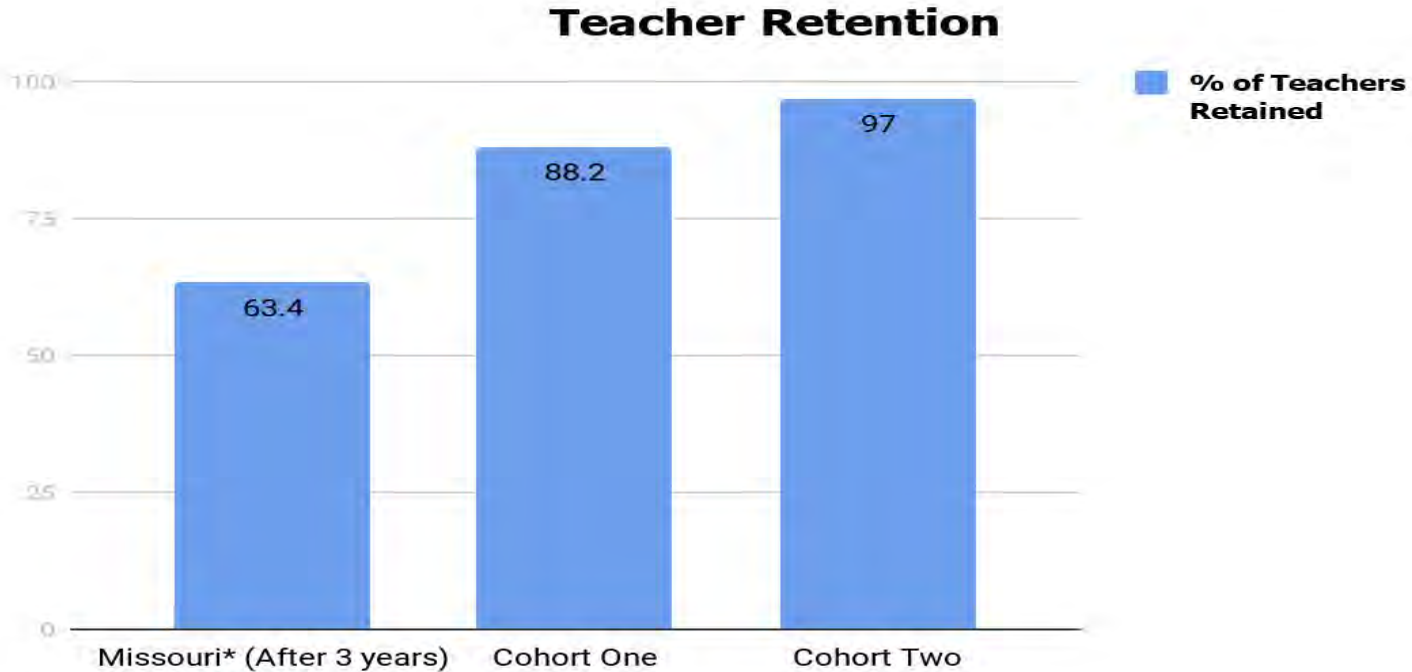
KCTR Teachers



State of Missouri 2017-2018



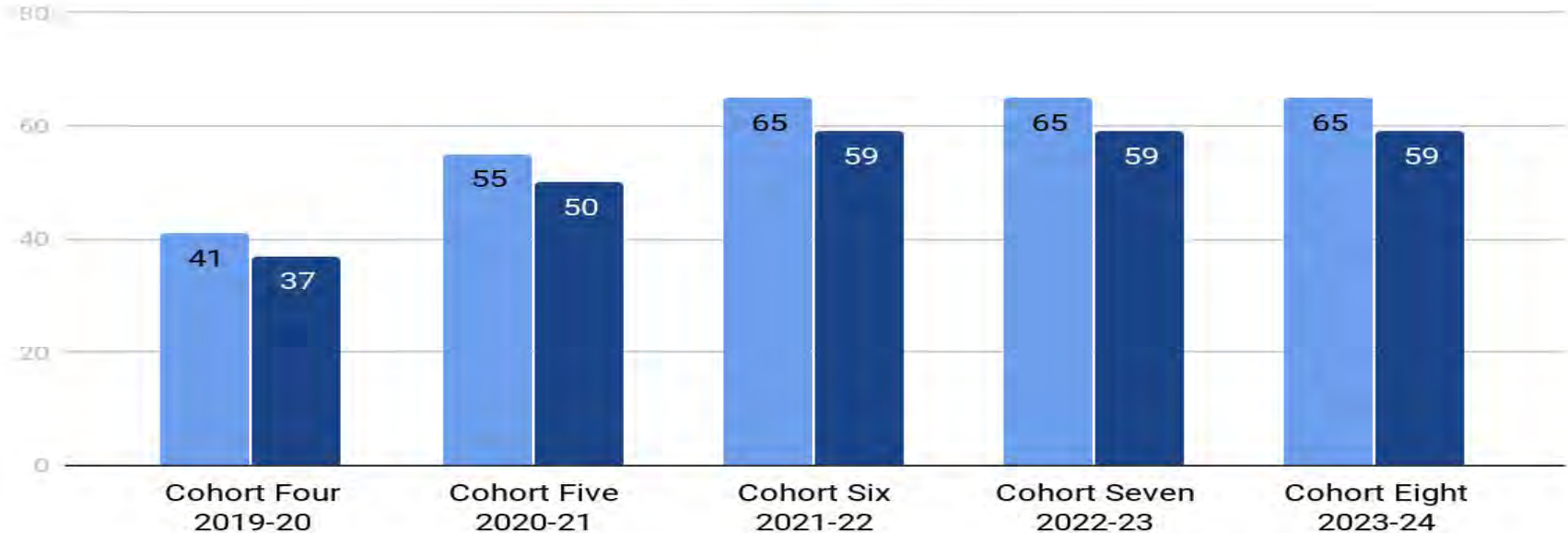
KCTR Graduates Teacher Retention Performance



250 New Teachers by 2024

KCTR Residents & Graduates

Residents Graduates





KANSAS CITY
PUBLIC SCHOOLS



Kansas City Teacher Residency Partnership with Kansas City Public Schools

Kansas City Teacher Residency Impact on the District

Teacher Effectiveness

- ❑ Residents that complete their Residency Year in the district have a higher likelihood of being effective.
- ❑ Most KCTR Graduates are performing at Proficient or Proficient Plus as measured by KCPS Revised Missouri Evaluation System.
- ❑ Three Graduates have been nominated for Teacher of the Year at their placement school, and one has won.
- ❑ One Graduate was a finalist for a Teacher of the Year award.

Demographics of KCTR Graduates Working in the District

- ❑ 50% (9/18) of KCTR Graduates teaching in the district identify as a male.
- ❑ 45% (8/18) of KCTR Graduates teaching identify as a person of color.

KCTR + KCPS Collaboration on District Hiring Priorities

- ❑ Early and ongoing discussions on certification shortage areas, hiring priorities, and training sites.
- ❑ Principal and district administrator meetings with KCTR team.
- ❑ Feedback and input on future certification offerings (i.e. mild/moderate special education)
- ❑ Strategic placement of Residents and Graduates



KCPS Principal Feedback on KCTR



Standard	Component	Points Possible	% of Whole	ECE	ELEM	MS ELA	MS SCI	MS MATH	
1	MOCA	50		45.00	50.00	40.00	50.00	50.00	
1	Content GPA	20		18.50	18.50	19.25	20.00	18.50	
1	MEES 1 (Content Knowledge)	10		10.00	10.00	10.00	10.00	10.00	
2	MEES 2 (Stdnt Learning & Dvlpmnt)	10		10.00	10.00	10.00	10.00	10.00	
3	MEES 3 (Curriculum Implementation)	10		10.00	10.00	10.00	10.00	10.00	
4	MEES 4 (Critical Thinking)	10		10.00	10.00	10.00	10.00	8.00	
5	MEES 5 (Classroom Environment)	10		10.00	10.00	10.00	8.00	10.00	
6	MEES 6 (Effective Communication)	10		10.00	10.00	10.00	10.00	10.00	
7	MEES 7 (Assessment & Data Analysis)	10		10.00	10.00	10.00	10.00	10.00	
8	MEES 8 (Professionalism)	10		10.00	10.00	10.00	10.00	10.00	
9	MEES 9 (Professional Collaboration)	10		10.00	10.00	10.00	10.00	10.00	
1	FYTS 2-4 (T)	5		4.00	4.00	4.00	4.00	4.00	
2	FYTS 6-10 (T)	5		4.00	4.00	4.00	4.00	4.00	
3	FYTS 11-12 (T)	5		4.00	4.00	4.00	4.00	4.00	
4	FYTS 13-16 (T)	5		4.00	4.00	4.00	4.00	4.00	
5	FYTS 17-23 (T)	5		4.00	4.00	4.00	4.00	4.00	
6	FYTS 24-29 (T)	5		4.00	4.00	4.00	4.00	4.00	
7	FYTS 30-34 (T)	5		4.00	4.00	4.00	4.00	4.00	
8	FYTS 35-36 (T)	5		4.00	4.00	4.00	4.00	4.00	
9	FYTS 37-39 (T)	5		4.00	4.00	4.00	4.00	4.00	
1	FYTS 2-4 (P)								
2	FYTS 6-10 (P)								
3	FYTS 11-12 (P)								
4	FYTS 13-16 (P)								
5	FYTS 17-23 (P)								
6	FYTS 24-29 (P)								
7	FYTS 30-34 (P)								
8	FYTS 35-36 (P)								
9	FYTS 37-39 (P)								
		Points Possible (without FYTS)		Weighted Points					
1	Content Knowledge	80	22%	20.21	21.59	19.04	22.00		
2	Student Learning & Development	10	17%	17	17	17	17		
3	Curriculum Implementation	10	15%	15	15	15	15		
4	Critical Thinking	10	5%	5	5	5	5		
5	Positive Classroom Environment	10	15%	15	15	15	12		
6	Effective Communication	10	3%	3	3	3	3		
7	Student Assessment & Data Analysis	10	17%	17	17	17	17		
8	Professionalism	10	3%	3	3	3	3		
9	Professional Collaboration	10	3%	3	3	3	3		
Current Point Total				98.21	99.59	97.04	97.00	192.50	
Current Points Possible				100	100	100	100	205	
Current Percentage		#DIV/0!		98.21%	99.59%	97.04%	97.00%	93.90%	
Current Status		#DIV/0!		Accredited with Distinction	Accredited with Distinction	Accredited with Distinction	Accredited with Distinction	Accredited with Distinction	
16-17 Carry-over				no	yes	yes	yes	no	

Mean	Weighted Points
2.75	17.00
3.00	17.75
3.20	18.50
3.40	19.25
3.60	20.00

Mean	Weighted Points
220	35
225	37.5
230	40
235	42.5
240	45
245	47.5
250	50

Mean	Weighted Points
0.00	0.00
1.00	4.00
1.25	5.00
1.50	6.00
1.75	7.00
2.00	8.00
2.25	9.00
2.50	10.00

Mean	Weighted Points
0.0	0.00
2.0	3.00
3.0	4.00
4.0	5.00

0%	Unaccredited	0
60%	Provisionally	69
70%	Accredited	80.5
90%	edited with Distinc	103.5